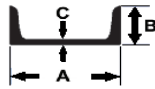


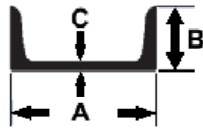
# CHANNEL



A Depth	B Flange	C Web Thickness	Weight lbs per ft
3/4	3/8	1/8	.56
1	1/2	1/8	.84
1-1/4	1/2	1/8	1.01
1-1/2	1/2	1/8	1.12
	9/16	3/16	1.44
	3/4	1/8	1.17
2	1/2	1/8	1.43
	9/16	3/16	1.86
	5/8	1/4	2.28
	1	1/8	1.59
	1	3/16	2.32
2-1/2	5/8	3/16	2.27

\*Materials can to be cut to size  
Additional sizes available

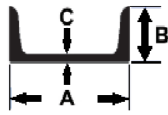
## Ship and Car



A Depth	Weight lbs per ft	C Web Thickness	B Flange
3	7.1	.312	1.938
4	13.8	.500	2.500
6	12.0	.310	2.497
	15.1	.316	2.941
	15.3	.340	3.500
	16.3	.375	3.000
	18.0	.379	3.504
7	19.1	.352	3.452
	22.7	.503	3.603
8	18.7	.353	2.978
	20.0	.400	3.025
	21.4	.375	3.450
	22.8	.427	3.502
9	23.9	.400	3.450
	25.4	.450	3.500
10	22.0	.290	3.315
	25.0	.380	3.405
	28.5	.425	3.950
	33.6	.575	4.100
	41.1	.796	4.321
12	31.0	.370	3.670
	35.0	.465	3.765
	40.0	.590	3.890
	45.0	.710	4.010
	50.0	.835	4.135

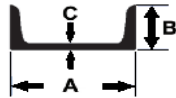
\*Materials can to be cut to size  
Additional sizes available  
Continue Next Page

## Ship and Car



A Depth	Weight lbs per ft	C Web Thickness	B Flange
13	31.8	.375	4.000
	35.0	.447	4.072
	40.0	.560	4.185
	50.0	.787	4.412
18	42.7	.450	3.950
	45.8	.500	4.000
	51.9	.600	4.100
	58.0	.700	4.200

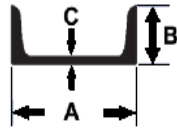
## Structural



A Depth	Weight lbs per ft	C Web Thickness	B Flange
3	3.5	.132	1.375
	4.1	.170	1.410
	5.0	.258	1.498
	6.0	.356	1.596
4	4.5	.125	1.584
	5.4	.184	1.584
	6.25	.247	1.647
	7.25	.320	1.720
5	6.7	.190	1.750
	9.0	.325	1.885
6	8.2	.200	1.920
	10.5	.314	2.034
	13.0	.437	2.157
7	9.8	.210	2.090
	12.25	.314	2.194
	14.75	.419	2.299
8	11.5	.220	2.260
	13.75	.303	2.343
	18.75	.487	2.527
9	13.4	.233	2.433
	15.0	.285	2.485
	20.0	.448	2.648
10	15.3	.240	2.600
	20.0	.379	2.739
	25.0	.526	2.886
	30.0	.673	3.033
12	20.7	.282	2.942
	25.0	.387	3.047
	30.0	.510	3.170

\*Materials can to be cut to size  
Additional sizes available  
Continue Next Page

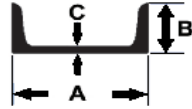
## Structural



A Depth	Weight lbs per ft	C Web Thickness	B Flange
15	33.9	.400	3.400
	40.0	.520	3.520
	50.0	.716	3.716

\*Materials can to be cut to size

## Stair Stringer



A Depth	Weight lbs per ft	C Web Thickness	B Flange
8	8.5	.179	1.874
10	6.5	.152	1.170
	8.4	.170	1.500
12	10.6	.190	1.500
	14.3	.250	2.130

\*Materials can to be cut to size